


# Unveiling the Secrets to Mastering the Work Breakdown Structure (WBS)

A Work Breakdown Structure (WBS) is a cornerstone of effective project management, providing a systematic and hierarchical breakdown of project deliverables into manageable components. By breaking down a project into smaller, more manageable segments, the WBS helps project managers plan, execute, and control projects more effectively. Mastering the WBS technique unlocks a range of benefits that can significantly enhance project success rates. This comprehensive article delves into the secrets of crafting, implementing, and leveraging a WBS to optimize project outcomes.

## Crafting a Robust WBS

1. **Use the Work Breakdown Structure Template:** Begin by utilizing a standard WBS template that aligns with your project's specific requirements. This ensures a consistent and structured approach throughout the breakdown process.



## Secrets to Mastering the WBS by Liliانا Buchtik

★★★★☆ 4.8 out of 5

Language	: English
File size	: 12148 KB
Text-to-Speech	: Enabled
Screen Reader	: Supported
Enhanced typesetting	: Enabled
Word Wise	: Enabled
Print length	: 313 pages
Lending	: Enabled
Paperback	: 238 pages
Item Weight	: 11 ounces
Dimensions	: 5.83 x 0.54 x 8.27 inches



- 2. Identify Project Scope:** Define the overall project goal and scope clearly. This forms the foundation for the WBS, ensuring that all deliverables are included.
- 3. Break Down Gradually:** Decompose project deliverables into smaller components in a step-by-step manner. Aim for a WBS with a reasonable number of levels, balancing detail with clarity.
- 4. Use Verbs and Deliverables:** Formulate WBS components using clear and concise language. Use action verbs to describe deliverables and avoid ambiguous terms.
- 5. Establish Deliverable Relationships:** Identify the relationships between WBS components. Link deliverables that are dependent on one another to ensure a logical flow of work.

## Implementing the WBS

- 1. Communicate Effectively:** Share the WBS with all project stakeholders, ensuring everyone has a clear understanding of project scope and deliverables.
- 2. Assign Responsibilities:** Assign specific WBS components to team members or departments, clarifying roles and responsibilities for each deliverable.
- 3. Use the WBS as a Planning Tool:** Leverage the WBS to create realistic project schedules and budgets. Estimate effort and timeframes for each

WBS component to guide resource allocation.

4. **Track Progress Regularly:** Use the WBS as a benchmark to track project progress. Monitor deliverables and identify any potential delays or deviations from the plan.

### **Leveraging the WBS**

1. **Manage Risk:** Identify potential risks associated with specific WBS components. Develop mitigation strategies to address these risks proactively.

2. **Control Changes:** Manage project changes effectively by assessing the impact on the WBS. Determine the need for adjustments and communicate changes clearly to stakeholders.

3. **Improve Collaboration:** Foster collaboration by using the WBS as a common reference point for discussions and decision-making.

4. **Enhance Project Quality:** Ensure deliverables meet quality standards by using the WBS to define clear specifications and acceptance criteria.

### **Benefits of Mastering the WBS**

1. **Improved Project Planning:** A well-crafted WBS provides a detailed roadmap for project execution, enabling effective planning and resource allocation.

2. **Enhanced Communication:** The WBS serves as a common language for stakeholders, promoting better understanding and coordination.

3. **Optimized Project Control:** Tracking progress against the WBS allows project managers to identify and address potential issues early on.
4. **Risk Mitigation:** By identifying potential risks associated with WBS components, project managers can develop proactive mitigation strategies.
5. **Project Success:** Mastering the WBS technique significantly enhances the likelihood of project success by ensuring clarity, accountability, and effective control.


Mastering the Work Breakdown Structure is a crucial skill for project managers who seek to deliver projects successfully. By following the secrets outlined in this article, project managers can create robust WBSs, implement them effectively, and leverage their capabilities to optimize project outcomes. From improved planning and communication to enhanced risk management and project quality, the benefits of mastering the WBS are undeniable. Embrace the techniques described in this article to unlock the full potential of this invaluable project management tool.

## WORK BREAKDOWN STRUCTURE LEVELS TEMPLATE



PROJECT TITLE  
PROJECT MANAGER

COMPANY NAME  
CITY



### Secrets to Mastering the WBS by Liliana Buchtik

★★★★☆ 4.8 out of 5

- Language : English
- File size : 12148 KB
- Text-to-Speech : Enabled
- Screen Reader : Supported
- Enhanced typesetting : Enabled
- Word Wise : Enabled
- Print length : 313 pages
- Lending : Enabled
- Paperback : 238 pages
- Item Weight : 11 ounces
- Dimensions : 5.83 x 0.54 x 8.27 inches


FREE

DOWNLOAD E-BOOK



## The Routledge International Handbook on Fear of Crime

Fear of crime is a serious problem that can have a debilitating impact on individuals and communities. It can lead to anxiety, depression, and even physical illness. It can...



## The Fast Track Inbound Marketing Roadmap: A Step-by-Step Guide to Success

Inbound marketing is a powerful way to attract, engage, and delight customers. But it can be tough to know where to start, especially if you're...