


# The Essential Introduction to Playing Jazz: A Comprehensive Guide for Beginners

The first step to learning how to play jazz is to learn the chords and scales that are used in the genre. Jazz chords are typically more complex than chords in other genres of music, and they often contain altered tones. Jazz scales are also more complex than scales in other genres, and they often contain intervals that are not found in other scales.

There are many different chords and scales that are used in jazz, but some of the most common include:

- **Chords:**



## How To Play Jazz Saxophone: The Essential Introduction to Playing Jazz by Kyle Bravo

★★★★★ 5 out of 5

Language : English

File size : 18469 KB

Print length : 74 pages

Screen Reader: Supported



- Major 7th chords
- Minor 7th chords
- Dominant 7th chords
- Half-diminished chords

- Fully diminished chords
- **Scales:**
  - Major scales
  - Minor scales
  - Dominant scales
  - Bebop scales
  - Pentatonic scales

Improvisation is one of the most important aspects of jazz. It is the ability to create music on the spot, and it is what sets jazz apart from other genres of music. There are many different ways to improvise, and there is no right or wrong way to do it. The important thing is to be creative and to express yourself through your music.

There are a few things you can do to help you learn how to improvise:


- **Listen to jazz music.** Listening to jazz music is one of the best ways to learn how to improvise. Pay attention to the way that jazz musicians improvise, and try to identify the techniques that they use.
- **Practice improvising.** The best way to learn how to improvise is to practice. Start by improvising over simple chord progressions, and gradually work your way up to more complex progressions.
- **Don't be afraid to make mistakes.** Making mistakes is a natural part of the learning process. Don't be afraid to make mistakes, and learn from them.

Once you have learned the chords, scales, and improvisation techniques that are used in jazz, you are ready to start performing. There are many different ways to perform jazz, and there is no right or wrong way to do it. The important thing is to find a way to express yourself through your music.

There are a few things you can do to help you prepare for your first jazz performance:

- **Practice performing.** The best way to prepare for a jazz performance is to practice performing. Play for your friends and family, or join a jazz band.
- **Get feedback.** Once you have performed for others, ask for feedback. This will help you identify areas where you can improve.
- **Don't be afraid to experiment.** Jazz is a genre of music that is all about experimentation. Don't be afraid to try new things, and find your own unique sound.

Learning how to play jazz is a rewarding experience. It is a genre of music that is challenging, but it is also very rewarding. If you are interested in learning how to play jazz, there are many resources available to help you get started. With a little effort, you can learn how to play jazz and start creating your own unique music.



## How To Play Jazz Saxophone: The Essential

Introduction to Playing Jazz by Kyle Bravo

★★★★★ 5 out of 5

Language : English

File size : 18469 KB

Print length : 74 pages

Screen Reader: Supported


FREE

DOWNLOAD E-BOOK



## The Routledge International Handbook on Fear of Crime

Fear of crime is a serious problem that can have a debilitating impact on individuals and communities. It can lead to anxiety, depression, and even physical illness. It can...



## The Fast Track Inbound Marketing Roadmap: A Step-by-Step Guide to Success

Inbound marketing is a powerful way to attract, engage, and delight customers. But it can be tough to know where to start, especially if you're...