


# Rock Piano Chops: Firing Up Your Technique with Thundering Riffs and Blazing Solos

Prepare to rock your piano playing to new heights with the electrifying world of Rock Piano Chops! This comprehensive guide will ignite your fingers with the thunderous riffs, blazing solos, and dynamic rhythms that have made this genre a global phenomenon. Get ready to immerse yourself in the fiery essence of rock music, as we explore the techniques and strategies that will transform you into a true piano rockstar.



## Rock Piano Chops: Firing Up Your Technique

by Mark Harrison

★★★★☆ 4 out of 5

Language : English

File size : 72657 KB

Text-to-Speech: Enabled

Screen Reader: Supported

Print length : 64 pages



## The Anatomy of Rock Piano Chops

At the heart of rock piano chops lies a unique blend of technical mastery and expressive artistry. This fusion of elements creates a sound that is both powerful and evocative, capturing the raw energy and passion of rock music.

1. **Rhythm:** The backbone of rock piano chops, rhythm plays a crucial role in driving the music forward. From steady eighth-note grooves to

syncopated sixteenth-note patterns, nailing the rhythm is essential for creating a solid foundation.

2. **Riffs:** The signature sound of rock piano, riffs are short, repetitive melodic phrases that often serve as the foundation of a song. Mastering riffs requires a combination of technical proficiency and a keen understanding of musical structure.
3. **Solos:** A chance to let your creativity soar, solos are improvised sections that allow the pianist to showcase their virtuosity. Rock piano solos are typically characterized by blazing speed, intricate melodies, and expressive dynamics.
4. **Dynamics:** The art of controlling volume and intensity, dynamics add depth and emotion to rock piano playing. From gentle arpeggios to thunderous chords, mastering dynamics is key to conveying a wide range of musical expression.

## Igniting Your Rock Piano Fire

Embarking on the journey to master rock piano chops requires a combination of dedication, practice, and a deep appreciation for the genre. Here are some essential steps to help you ignite your inner rockstar:

1. **Choosing the Right Piano:** A weighted keyboard with a responsive action will provide the best playing experience for rock piano. Look for a piano with a full 88-key range and a sturdy construction that can withstand the rigors of playing rock music.
2. **Learning the Basics:** Start by mastering the fundamentals of piano playing, including scales, chords, and basic rhythms. This solid

foundation will serve as the building blocks for more advanced techniques.

3. **Practice Regularly:** Consistent practice is essential for developing muscle memory and improving coordination. Aim for at least 30 minutes of practice each day, focusing on exercises that develop your technique and repertoire.
4. **Listen to the Masters:** Study the playing styles of legendary rock pianists to absorb their techniques and gain inspiration. Pay attention to their use of rhythm, dynamics, and expression.
5. **Find a Teacher or Mentor:** A qualified teacher or mentor can provide personalized guidance and support, helping you refine your technique and develop your musicality.

## **Thundering Riffs: The Foundation of Rock Piano**

Rock piano riffs are the driving force behind many iconic songs. These short, melodic phrases serve as the rhythmic and harmonic foundation, providing a solid groove for the rest of the band to build upon. Mastering riffs requires a combination of technical proficiency and a deep understanding of musical structure.

To play rock piano riffs effectively, focus on the following techniques:

- **Alternating Hands:** Riffs often involve alternating between the right and left hands, creating a rhythmic interplay. Practice coordinating your hands to achieve a smooth and seamless transition.
- **Hammer-Ons and Pull-Offs:** These techniques involve fretting a note without picking the string (hammer-on) or releasing a fretted note

without picking (pull-off). Incorporating these techniques into your riffs adds speed, articulation, and a unique rhythmic groove.

- **Trills and Ornaments:** Trills (rapidly alternating between two adjacent notes) and other ornaments (such as turns and grace notes) add embellishment and rhythmic interest to riffs.

## **Blazing Solos: Unleashing Your Virtuosity**

Rock piano solos are a chance to showcase your technical prowess and musical creativity. These improvised sections allow you to break free from the restraints of the song structure and let your fingers fly. Mastering solos requires a combination of speed, accuracy, and a deep understanding of musical theory.

To develop your soloing skills, focus on the following techniques:

- **Scales and Arpeggios:** Scales and arpeggios provide the building blocks for soloing. Practice playing scales and arpeggios in various keys and tempos to improve your finger dexterity and note recognition.
- **Improvisation:** The heart of soloing lies in improvisation. Start by experimenting with simple melodies and gradually increase the complexity as you gain confidence.
- **Phrasing and Articulation:** The way you phrase and articulate your notes greatly impacts the expressiveness of your solos. Pay attention to the use of dynamics, accents, and legato and staccato techniques.

## **Dynamic Expression: Adding Life to Your Playing**

Dynamics play a crucial role in conveying emotion and adding depth to rock piano playing. Mastering dynamics involves controlling the volume and

intensity of your playing, creating a wide range of expressive possibilities.

To enhance your dynamic control, focus on the following techniques:

- **Volume Control:** Practice controlling the volume of your playing from soft, gentle passages to thunderous, powerful chords. This range of volume will add depth and contrast to your music.
- **Touch:** The way you touch the keys affects the volume and tone of the notes you play. Experiment with different touch techniques, such as playing with the tips of your fingers or using your whole hand.
- **Pedaling:** The sustain pedal can be used to extend the duration of notes, creating a lush and reverberant sound. Practice using the pedal sparingly and effectively to enhance the expressiveness of your playing.

## **Practice and Perseverance: The Keys to Success**

Mastering rock piano chops requires consistent practice, dedication, and a love for the genre. Set realistic practice goals, focus on developing your technique, and don't be afraid to experiment with different sounds and ideas.


Here are some additional tips for effective practice:

- **Break Down Complex Riffs and Solos:** Break down complex riffs and solos into smaller, manageable sections. Practice each section slowly and gradually increase the speed as you become more comfortable.

- **Use a Metronome:** Practicing with a metronome helps improve your timing and accuracy. Gradually increase the tempo as your skills progress.
- **Record Yourself:** Recording yourself playing can provide valuable feedback and help you identify areas for improvement.

Embarking on the journey to master rock piano chops is an exhilarating adventure that requires passion, dedication, and a relentless pursuit of excellence. By incorporating the techniques and strategies outlined in this guide, you can ignite your piano playing with the fiery energy of rock music.

Remember, the road to mastery is paved with practice, perseverance, and a deep appreciation for the genre. Embrace the spirit of rock 'n' roll, let your creativity soar, and unleash your inner rockstar on the piano!



## Rock Piano Chops: Firing Up Your Technique

by Mark Harrison

★★★★☆ 4 out of 5

Language : English


File size : 72657 KB

Text-to-Speech: Enabled

Screen Reader: Supported


Print length : 64 pages





## The Routledge International Handbook on Fear of Crime

Fear of crime is a serious problem that can have a debilitating impact on individuals and communities. It can lead to anxiety, depression, and even physical illness. It can...



## The Fast Track Inbound Marketing Roadmap: A Step-by-Step Guide to Success

Inbound marketing is a powerful way to attract, engage, and delight customers. But it can be tough to know where to start, especially if you're...