


Proven Methods to Elevate Your Saxophone Mastery: A Comprehensive Guide to Becoming a Complete Saxophonist

Embarking on the journey of becoming a complete saxophonist demands dedication, perseverance, and a deep understanding of the instrument's intricacies. Mastering the saxophone requires not only technical proficiency but also a profound comprehension of musicality and improvisation. This comprehensive guide provides a wealth of proven methods and techniques to help you elevate your saxophone playing skills and achieve a level of mastery that will captivate audiences and fellow musicians alike.



Comprehensive Saxophone Warm-Ups: A Proven Method to Increase Technique and Become a Complete Saxophonist by Tim Pierce

★★★★★ 5 out of 5

Language : English

File size : 21543 KB

Print length : 70 pages

Screen Reader : Supported



1. Establish a Solid Foundation: Embouchure and Fingering

At the core of saxophone mastery lies the development of a strong embouchure and accurate fingering technique. Your embouchure, the way you form your lips around the mouthpiece, is crucial for producing a clear and resonant tone. Regular practice, using exercises such as long tones

and lip slurs, can help you develop a firm and flexible embouchure. Simultaneously, mastering proper fingering ensures intonation accuracy and agility in executing complex passages.



2. Develop Dexterity through Finger Exercises and Scales

Dexterity on the saxophone is paramount for seamless transitions between notes and impeccable execution of rapid passages. Finger exercises, such as scales and arpeggios, are essential for developing finger coordination and dexterity. Begin with simple scales and gradually increase the complexity as your proficiency grows. Regular practice will enhance your finger independence and agility, enabling you to navigate technical challenges with finesse.

Sax Scales
Chromatically

JocahBuck9z0z27

B flat Moderato
Alto Saxophone

B

C

C Sharp

D

E Flat

E

F

JocahBuck9z0z27 and Co. © 2012

3. Master Articulation Techniques

Articulation techniques are the key to adding life and character to your saxophone playing. Mastering techniques such as tonguing, slurring, and staccato allows you to convey musical nuances and express yourself with precision. Tonguing, using your tongue to start and stop notes, helps articulate phrases and create crisp rhythms. Slurring, connecting notes

smoothly, adds fluidity and lyricism to your playing. Staccato, producing short and detached notes, adds emphasis and articulation to specific passages.



4. Explore the Dynamic Range of the Saxophone

The saxophone's dynamic range, from soft and subtle to powerful and robust, allows you to convey a wide range of musical emotions. Developing control over dynamics enhances your expressive abilities and enables you to create musical tension and release. Practice exercises that focus on gradual dynamics changes, such as crescendos and diminuendos, to refine your control and convey musical nuances.

The image shows a musical staff with two systems of notes. The top system is in treble clef and the bottom system is in bass clef. The notes are labeled as 'sounding pitches'. Above the staff, there are three horizontal brackets with descriptive text:

- The top bracket, spanning the highest notes, is labeled 'accented, direct, no vibrato - trombone'.
- The middle bracket, spanning the middle notes, is labeled 'calm, straight - horn'.
- The bottom bracket, spanning the lowest notes, is labeled 'firm, no vibrato - bass clarinet' and 'generous vibrato, cantabile - bassoon'.

Below the staff, the words 'LOW', 'MIDDLE', and 'HIGH' are positioned under the corresponding pitch ranges. The caption below the staff reads: 'Fig. 23d: Qualities of baritone saxophone range'.

5. Study the Saxophone's Tone and Enhance Your Sound

The tone you produce on the saxophone is your musical signature. Experiment with different mouthpieces, reeds, and ligatures to find the combination that best suits your desired sound. Consider the impact of factors such as breath control, embouchure, and articulation on your tone quality. By refining your tone, you can convey a distinct musical personality and captivate listeners with your unique sound.



6. Develop Your Improvisational Skills

Improvisation is the art of creating spontaneous melodies and solos on the spot, a hallmark of jazz and other musical genres. To become a complete saxophonist, developing your improvisational skills is essential. Start by experimenting with simple melodies and scales, gradually increasing the complexity and incorporating elements such as chord progressions and rhythms. Practice active listening, transcribing solos, and studying the techniques of great improvisers to enhance your improvisational vocabulary.



7. Study Music Theory and Develop Your Musicality

A deep understanding of music theory provides the foundation for a complete saxophonist. Grasping concepts such as harmony, melody, rhythm, and form enhances your ability to analyze and interpret music, as well as compose and arrange your own pieces. Music theory also helps you understand the structure of chords and scales, enabling you to improvise more effectively and communicate with other musicians.



8. Seek Guidance from a Qualified Saxophone Teacher

Mentorship from an experienced saxophone teacher can accelerate your progress and provide invaluable guidance. A qualified teacher can assess your strengths and weaknesses, customize practice routines, and offer tailored feedback to help you overcome technical challenges. Regular lessons provide a structured learning environment, motivation, and accountability, fostering continuous growth and improvement.



9. Practice Regularly and Set Realistic Goals

Consistent practice is the cornerstone of saxophone mastery. Establish a dedicated practice schedule and adhere to it as much as possible. Set realistic and attainable goals to avoid discouragement and maintain motivation. Break down complex pieces into smaller sections and focus on mastering each section gradually. Regular practice not only improves your technical skills but also develops your musicality and overall musicianship.




10. Listen to and Analyze Great Saxophonists

Immerse yourself in the music of legendary saxophonists to learn from their techniques and styles. Analyze their solos, listen to their phrasing, articulation, and dynamics. Transcribing their solos can provide valuable insights into their approach and help you incorporate their techniques into your own playing. Attend live performances and workshops to observe great saxophonists in action and gain inspiration from their artistry.



Becoming a complete saxophonist is a journey of dedication, perseverance, and a deep love for the instrument. By embracing the proven methods outlined in this guide, you can elevate your technical skills, develop your musicality, and achieve a level of mastery that will enable you to captivate audiences and fellow musicians alike. Remember, the path to mastery is a continuous journey, one where you never stop learning,

exploring, and refining your craft. Embrace the challenges, enjoy the rewards, and let the saxophone become an extension of your musical soul.



Comprehensive Saxophone Warm-Ups: A Proven Method to Increase Technique and Become a Complete Saxophonist by Tim Pierce


★★★★★ 5 out of 5

Language : English

File size : 21543 KB


Print length : 70 pages

Screen Reader : Supported



The Routledge International Handbook on Fear of Crime

Fear of crime is a serious problem that can have a debilitating impact on individuals and communities. It can lead to anxiety, depression, and even physical illness. It can...



The Fast Track Inbound Marketing Roadmap: A Step-by-Step Guide to Success

Inbound marketing is a powerful way to attract, engage, and delight customers. But it can be tough to know where to start, especially if you're...

