

Modern Irish Crochet Lace Pattern



Modern crochet Irish lace pattern (Modern Irish Crochet Lace Pattern) by Olga Starostina

★★★★★ 5 out of 5

Language : English
File size : 28660 KB
Text-to-Speech : Enabled
Screen Reader : Supported
Enhanced typesetting: Enabled
Print length : 21 pages



Irish crochet lace, a time-honored tradition steeped in history and craftsmanship, has captivated the hearts of lace enthusiasts worldwide. Its intricate designs and delicate beauty have adorned clothing, accessories, and home décor for centuries.

In modern times, Irish crochet lace has undergone a resurgence in popularity, thanks to a renewed appreciation for handmade artistry and a desire for timeless elegance. Modern crochet artists are pushing the boundaries of this traditional craft, creating innovative patterns and interpretations that blend classic motifs with contemporary design elements.

Materials

To embark on your Irish crochet lace journey, you will need the following materials:

- Fine cotton or linen thread (size 10 or 20)
- Crochet hook (size 2 or 3)
- Scissors
- Yarn needle

Basic Stitches

Irish crochet lace patterns are composed of a combination of basic stitches. These stitches include:

- **Single crochet (sc):** The most basic stitch, used to create a solid fabric.
- **Double crochet (dc):** A taller stitch that creates a more open fabric.
- **Treble crochet (tr):** An even taller stitch that creates a lacy effect.
- **Slip stitch (sl st):** A stitch used to join pieces of fabric.
- **Picot:** A small loop of thread that creates a decorative touch.

Getting Started

To begin crocheting Irish lace, follow these steps:

1. Create a foundation chain of the desired length.
2. Work a row of single crochets into the chain.
3. Follow the lace pattern chart to create the desired design, using the basic stitches mentioned above.
4. Repeat the pattern for the desired number of rows.

5. Join the ends of the lace piece using slip stitch.

Tips for Success

- Use high-quality thread to ensure durability and a beautiful finish.
- Practice the basic stitches until you are comfortable with them.
- Follow the lace pattern chart carefully, paying attention to the stitch count.
- Block the finished lace piece to enhance its shape and beauty.
- Be patient and persistent. Irish crochet lace takes time and skill to master.

Inspiration

For inspiration, explore online galleries and books showcasing modern Irish crochet lace patterns. Here are a few examples:

- [Pinterest](#)
- [Etsy](#)
- [Ravelry](#)
- [Modern Irish Crochet Lace Hats: Contemporary Patterns for Timeless Style](#)
- [Irish Crochet Lace Patterns](#)






Modern Irish crochet lace pattern used to create a delicate and airy ly.



Modern Irish crochet lace patterns offer a unique and captivating way to express your creativity and create beautiful handmade pieces. Whether you're a seasoned crocheter or just starting out, there are countless patterns available to suit your skill level and taste.

With patience, practice, and a love for the craft, you too can master the art of Irish crochet lace and create stunning pieces that will be treasured for


generations to come.



Modern crochet Irish lace pattern (Modern Irish Crochet Lace Pattern) by Olga Starostina


★★★★★ 5 out of 5

Language : English
File size : 28660 KB
Text-to-Speech : Enabled
Screen Reader : Supported
Enhanced typesetting : Enabled
Print length : 21 pages



The Routledge International Handbook on Fear of Crime

Fear of crime is a serious problem that can have a debilitating impact on individuals and communities. It can lead to anxiety, depression, and even physical illness. It can...



The Fast Track Inbound Marketing Roadmap: A Step-by-Step Guide to Success

Inbound marketing is a powerful way to attract, engage, and delight customers. But it can be tough to know where to start, especially if you're...

