


Knitting Modular Shawls, Wraps, and Stoles: A Beginner's Guide

Embrace the world of knitting with this beginner-friendly guide to creating modular shawls, wraps, and stoles. These versatile accessories offer endless possibilities for customization, making them a perfect project for knitters of all skill levels.



Knitting Modular Shawls, Wraps, and Stoles: An Easy, Innovative Technique for Creating Custom Designs, with 185 Stitch Patterns by Melissa Leapman

★★★★☆ 4.7 out of 5

Language : English
File size : 50103 KB
Text-to-Speech : Enabled
Screen Reader : Supported
Enhanced typesetting : Enabled
Lending : Enabled
Print length : 288 pages



Essential Techniques

- **Casting On and Off:** Start and end your knitting project with confidence.
- **Knit and Purl Stitches:** Master the basic building blocks of knitting.
- **Increases and Decreases:** Shape and style your shawl by adjusting the number of stitches.

Building the Modules

Modular knitting involves creating individual components that are later joined together to form the final piece. Explore various methods for shaping modules:

- **Squares:** Simple and versatile, squares provide a classic foundation.
- **Triangles:** Create dynamic angles and movement with triangular modules.
- **Hexagons:** Intricate and visually striking, hexagons add a touch of elegance.

Choosing the Perfect Yarn

The yarn you choose will significantly impact the look and feel of your finished product:

- **Weight:** Use lightweight yarn for delicate shawls or heavier yarn for cozy wraps.
- **Fiber Content:** Opt for natural fibers like wool or cotton for warmth and durability.
- **Color:** Experiment with vibrant colors, soft pastels, or variegated yarns for visual interest.

Exploring Patterns for Shawls, Wraps, and Stoles

Discover a wide range of patterns that cater to different tastes and skill levels:


- **Basic Garter Stitch Shawl:** A simple and timeless design for beginners.
- **Lace Shawl with Intricate Motifs:** Enhance your skills with delicate and airy lacework.
- **Chunky Wrap with Oversized Pockets:** Keep warm and stylish with a cozy wrap featuring practical pockets.

Finishing Touches

Once you've completed knitting your modules, it's time to add the finishing touches:

- **Blocking:** Shape and set the size of your shawl by blocking it.
- **Edging:** Add a decorative touch with a knitted or crocheted edging.
- **Fringe:** Create a playful and bohemian look with fringe.

Embark on an enchanting journey of knitting modular shawls, wraps, and stoles. With a little patience and creativity, you'll create beautiful and versatile accessories that will keep you warm and stylish for years to come. Let this guide empower you to master the art of knitting and add a touch of warmth to your wardrobe or the lives of your loved ones.



Knitting Modular Shawls, Wraps, and Stoles: An Easy, Innovative Technique for Creating Custom Designs, with 185 Stitch Patterns

by Melissa Leapman


★★★★☆ 4.7 out of 5

Language : English
 File size : 50103 KB
 Text-to-Speech : Enabled
 Screen Reader : Supported

Enhanced typesetting : Enabled
Lending : Enabled
Print length : 288 pages


FREE

DOWNLOAD E-BOOK



The Routledge International Handbook on Fear of Crime

Fear of crime is a serious problem that can have a debilitating impact on individuals and communities. It can lead to anxiety, depression, and even physical illness. It can...



The Fast Track Inbound Marketing Roadmap: A Step-by-Step Guide to Success

Inbound marketing is a powerful way to attract, engage, and delight customers. But it can be tough to know where to start, especially if you're...