

# Inspiration and Craft Projects Using Vintage Beads, Buttons, Ribbons, and Trim


---

## A Journey into Timeless Treasures

Vintage beads, buttons, ribbons, and trim are not just collectibles; they are a treasure trove of inspiration for creative minds. These fragments of the past hold a captivating charm that has the power to transform ordinary objects into extraordinary works of art. Whether you're a seasoned crafter or a novice enthusiast, these vintage embellishments offer a gateway to a world of endless possibilities.

## Discover the Enchanting World of Vintage Beads

From delicate seed beads to intricately carved focal pieces, vintage beads come in an astonishing array of materials, shapes, and sizes. Each bead tells a unique story, bearing the patina of time and the artistry of its makers. Whether you string them together to create delicate necklaces or incorporate them into intricate embroidery, vintage beads add an undeniable touch of elegance to any project.



## French General Treasured Notions: Inspiration and Craft Projects Using Vintage Beads, Buttons, Ribbons, and Trim from Tinsel Trading Company by Kaari Meng

★★★★☆ 4.3 out of 5

Language : English

File size : 26441 KB

Text-to-Speech : Enabled

Screen Reader : Supported  
Enhanced typesetting: Enabled  
Print length : 161 pages  
Lending : Enabled



**Buttons: From Functional to Fabulous**

Once upon a time, buttons were merely a means of securing garments. Today, they have evolved into coveted embellishments in the world of crafting. Vintage buttons feature a captivating range of designs, from classic mother-of-pearl to intricately carved porcelain. Use them to adorn picture frames, create unique jewelry pieces, or embellish cushions and throws for a touch of vintage flair.



### **Ribbons and Trim: A Symphony of Texture and Color**

Ribbons and trims are the unsung heroes of the crafting world, adding a dash of elegance or a burst of whimsy to any project. Vintage ribbons often boast intricate patterns and vibrant colors, while vintage trims feature delicate lacework, tassels, and other embellishments. These versatile


materials can be used to create stunning bows, trim garments, or add a touch of sophistication to home décor.



## Upcycling Vintage Embellishments for a Sustainable Twist

In the eco-conscious era, upcycling has become a popular way to give new life to old treasures. Vintage beads, buttons, ribbons, and trim can be transformed into stunning new creations that are not only beautiful but also

sustainable. By reusing these items, you reduce waste and give them a second chance to shine in a whole new context.



### **Inspiration from the Masters**

Throughout history, renowned artists and designers have been inspired by the beauty of vintage embellishments. Coco Chanel famously incorporated vintage buttons into her iconic designs, while contemporary jewelry

designers such as Miriam Haskell created stunning pieces using old beads and found objects. These examples serve as a testament to the timeless appeal of vintage embellishments and their ability to elevate even the simplest of creations.

## **Craft Projects to Awaken Your Creativity**

The possibilities for using vintage beads, buttons, ribbons, and trim in craft projects are endless. Here are a few ideas to spark your imagination:

1. **Beaded Jewelry:** Create one-of-a-kind necklaces, bracelets, and earrings using a combination of vintage beads, charms, and findings.
2. **Embroidered Wall Art:** Transform canvas or fabric into stunning wall art by incorporating vintage beads and sequins into your embroidery designs.
3. **Upcycled Buttons:** Create whimsical wall hangings, coasters, or even jewelry by gluing vintage buttons onto wood, fabric, or metal.
4. **Ribbon Embellished Home Décor:** Add a touch of elegance to curtains, tablecloths, or throw pillows by incorporating vintage ribbons as trim.
5. **Trimmed Clothing:** Give your wardrobe a vintage makeover by adding lace, fringe, or other trims to plain garments, such as jackets, skirts, or dresses.

## **Where to Find Vintage Embellishments**

Vintage beads, buttons, ribbons, and trim can be found in a variety of places, including:

- **Antique and Vintage Stores:** Explore your local antique and vintage shops for treasure-filled drawers and boxes of hidden gems.
- **Flea Markets and Garage Sales:** Sifting through flea markets and garage sales can yield surprising discoveries at bargain prices.
- **Online Marketplaces:** Platforms like Etsy and eBay offer a vast selection of vintage embellishments from around the world.
- **Craft Stores:** While less common, some craft stores do carry a limited selection of vintage embellishments.

## Tips for Using Vintage Embellishments


To ensure your vintage embellishments shine in their new creations, keep these tips in mind:

1. **Check for Condition:** Before using any vintage embellishments, inspect them for damage or discoloration. Repair or clean them as necessary.
2. **Test for Strength:** Beads and buttons can be delicate, so test them before stringing or attaching them to ensure they can withstand the tension.
3. **Combine with Modern Materials:** Don't hesitate to mix and match vintage and modern materials to create eclectic and unique designs.
4. **Use Glue Cautiously:** When using glue to attach embellishments, apply a small amount and test it on an inconspicuous area first to avoid damage.

5. **Preserve Vintage Charm:** Let the imperfections and patina of vintage embellishments add character to your creations. Don't over-clean or alter them.

## Embark on a Creative Journey with Vintage Treasures

Whether you're a seasoned crafter or a budding artist, the world of vintage beads, buttons, ribbons, and trim is an endless source of inspiration. These timeless embellishments have the power to transform ordinary objects into extraordinary creations, adding beauty, elegance, and a touch of history to your projects. So, gather your vintage treasures, let your imagination soar, and embark on a creative journey that will surely inspire and delight.




### French General Treasured Notions: Inspiration and Craft Projects Using Vintage Beads, Buttons, Ribbons, and Trim from Tinsel Trading Company by Kaari Meng

★★★★☆ 4.3 out of 5

Language : English  
File size : 26441 KB  
Text-to-Speech : Enabled  
Screen Reader : Supported  
Enhanced typesetting : Enabled  
Print length : 161 pages  
Lending : Enabled








## The Routledge International Handbook on Fear of Crime

Fear of crime is a serious problem that can have a debilitating impact on individuals and communities. It can lead to anxiety, depression, and even physical illness. It can...



## The Fast Track Inbound Marketing Roadmap: A Step-by-Step Guide to Success

Inbound marketing is a powerful way to attract, engage, and delight customers. But it can be tough to know where to start, especially if you're...