

# Embroider the Joy of Animal Crossing with Enchanting Cross Stitch Patterns

## Embark on a Charming Stitched Adventure

Step into the vibrant tapestry of Animal Crossing, where the beloved characters come to life in exquisite cross stitch patterns. From the adorable Tom Nook to the wise Blathers, these intricate designs are a delightful homage to the cherished franchise. Whether you're a seasoned embroiderer or just starting your stitching journey, prepare to be captivated by the enchanting world of Animal Crossing cross stitch.



## 7 Animal Crossing Characters Cross Stitch Patterns

by Olga Starostina

★★★★☆ 4.3 out of 5

Language : English

File size : 20598 KB

Screen Reader: Supported

Print length : 59 pages

Lending : Enabled



## Unveiling the Most-Loved Resident Stitches

Amongst the countless Animal Crossing characters, certain villagers stand out as perennial favorites, inspiring countless cross stitch masterpieces. Let's explore the most popular and heartwarming patterns:



- **Isabelle**

This perky and helpful canine assistant is a fan favorite. Her cheerful expression and signature flower crown translate beautifully into an intricate cross stitch pattern.



- **Kiki**


Kiki, the stylish black cat, captivates with her captivating gaze and adorable witch's hat. Her cross stitch pattern is both whimsical and enchanting.



- **Stitches**


This lovable, wide-eyed bear is a pure delight to stitch. His cuddly demeanor and mischievous grin make him an endearing addition to any cross stitch collection.





- **Marshal**

Marshal, the dapper squirrel, is a sophisticated charmer. His sleek black fur and piercing blue eyes make him an irresistible subject for cross stitchers.



- **Bob**

Bob, the laid-back cat, exudes a cozy charm. His relaxed posture and soft smile create a comforting cross stitch design.

### **Embroidery for Every Skill Level**

The beauty of Animal Crossing cross stitch patterns lies in their accessibility. Whether you're a seasoned embroiderer or a complete

novice, there's a design to suit every skill level.



- **Beginner-Friendly Designs**

For those just starting out, simpler patterns featuring fewer colors and stitches are ideal. These designs allow you to practice your basic stitching techniques and build confidence in your embroidery skills.



- **Intermediate Patterns**

As your skills progress, you can venture into intermediate patterns with more detailed designs. These patterns require a bit more patience and precision, but the results are stunningly intricate and rewarding.





- **Advanced Patterns**

For experienced embroiderers, the advanced patterns offer intricate challenges and the opportunity to showcase your mastery. These designs often incorporate complex stitches, shading, and fine details.

### **Embroidered Creations that Bring Joy**

The versatility of Animal Crossing cross stitch patterns extends beyond framing and display. These charming designs can be transformed into a variety of delightful creations:



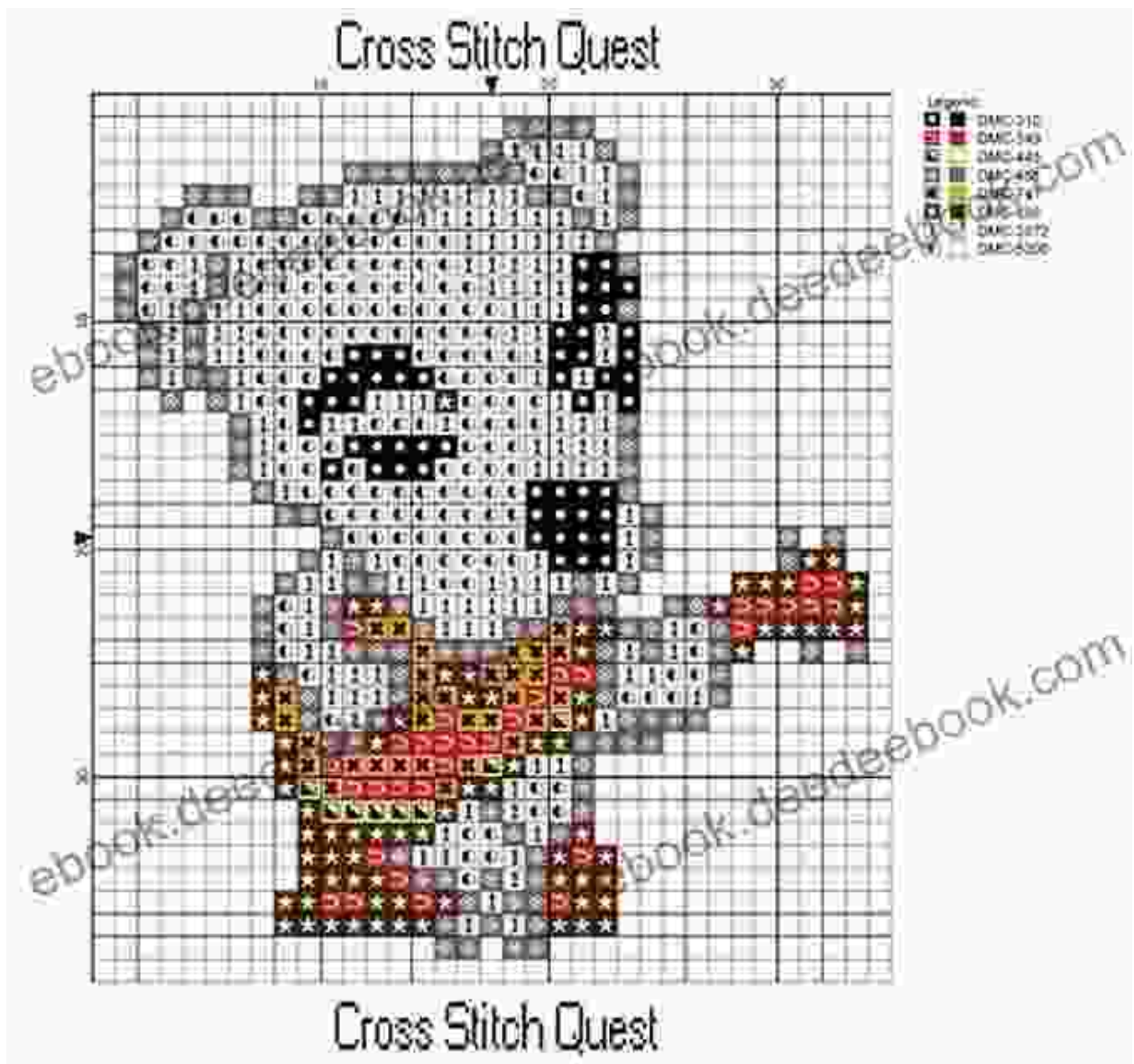
- **Cute and Cozy Cushions**

Embroider your favorite Animal Crossing characters onto cushions, adding a touch of whimsy to your living space or bedroom.



- **Stylish Tote Bags**

Carry your everyday essentials with style with a tote bag adorned with an Animal Crossing cross stitch design.



- **Heartfelt Greeting Cards**

Express your love and well wishes with handmade greeting cards featuring charming Animal Crossing cross stitch designs.





- **Protective Phone Cases**

Keep your smartphone safe and stylish with a cross stitch phone case featuring your favorite Animal Crossing character.



- **Vibrant Wall Art**

Create a captivating focal point in your home with a framed Animal Crossing cross stitch masterpiece.

### **Embarking on Your Cross Stitch Journey**

Ready to stitch your own enchanting Animal Crossing creations? Here's a guide to finding patterns and supplies to get you started:

## Finding Cross Stitch Patterns

- **Online marketplaces:** Etsy, Amazon Handmade, and Creative Fabrica offer a vast selection of Animal Crossing cross stitch patterns.
- **Dedicated websites:** Websites like Spritestitch and Cross Stitch Quest provide a comprehensive collection of free and premium patterns.
- **Fan communities:** Join online forums and social media groups where cross stitchers share their own designs and ideas.

## Gathering Essential Supplies

- **Fabric:** Aida cloth or linen fabric is commonly used for cross stitch.
- **Embroidery floss:** Select high-quality embroidery floss in the colors required by your pattern.
- **Needles:** Use sharp embroidery needles specifically designed for cross stitch.
- **Hoop:** An embroidery hoop keeps the fabric taut while stitching.
- **Scissors:** Sharp scissors are essential for trimming threads.

## Stitching a World of Enchantment

Immerse yourself in the delightful world of Animal Crossing cross stitch patterns, where your favorite characters come to life in vibrant threads. Whether you're a seasoned embroiderer or just starting your stitching journey, these enchanting designs offer endless possibilities for creativity and self-expression. Embark on an

## 7 Animal Crossing Characters Cross Stitch Patterns

by Olga Starostina



★★★★☆ 4.3 out of 5

Language : English

File size : 20598 KB

Screen Reader: Supported

Print length : 59 pages

Lending : Enabled


FREE

DOWNLOAD E-BOOK



## The Routledge International Handbook on Fear of Crime

Fear of crime is a serious problem that can have a debilitating impact on individuals and communities. It can lead to anxiety, depression, and even physical illness. It can...



## The Fast Track Inbound Marketing Roadmap: A Step-by-Step Guide to Success

Inbound marketing is a powerful way to attract, engage, and delight customers. But it can be tough to know where to start, especially if you're...