

Easy to Intermediate Sheet Music Solos by the Spanish Masters


The music of Spain is rich and diverse, reflecting the country's long and varied history. From the flamenco of Andalusia to the classical guitar music of Catalonia, there is something for everyone to enjoy. If you're a beginner or intermediate pianist looking to explore the music of Spain, there are many great sheet music solos available. Here are a few of our favorites:

Spanish Dance No. 5 by Enrique Granados

Spanish Dance No 5 (Andalusa)

Musik by Enrique Granados

♩ = 87



Spanish for Guitar: Masters in TAB: Easy to Intermediate Sheet Music Solos by the Spanish Masters

by Howard Wallach

★★★★☆ 4.6 out of 5

Language : English

File size : 7690 KB

Text-to-Speech : Enabled

Screen Reader : Supported

Word Wise : Enabled
Print length : 48 pages
X-Ray for textbooks : Enabled



This lively and energetic piece is a great way to get started with Spanish piano music. The melody is simple and easy to learn, and the rhythms are fun and infectious. If you're looking for a piece that will get your fingers moving and your toes tapping, this is the one for you.

Asturias (Leyenda) by Isaac Albéniz

Asturias

Leyenda
Isaac Albéniz

Tabbed by Joshua H. Rogers

Standard tuning

Allegro ma non troppo ♩ = 122

Sheet music for Asturias (Leyenda) by Isaac Albéniz, featuring a treble clef, key signature of one sharp (F#), and 3/4 time signature. The music is in standard guitar tuning and includes a guitar tablature below the staff. The tablature shows fret numbers for strings T, A, and B. The piece is marked 'Allegro ma non troppo' with a tempo of 122 beats per minute. The music is in 3/4 time and features a repeating melodic pattern in the right hand and a corresponding bass line in the left hand. The piece is in the key of D major and consists of 10 measures shown in the image.

Copyright NISN Guitar
All Rights Reserved - International Copyright Secured

1/15

Sheet music for Asturias (Leyenda) by Isaac Albéniz

This beautiful and evocative piece is one of Albéniz's most famous works. The melody is haunting and the harmonies are rich and complex. If you're looking for a piece that will challenge you musically and emotionally, this is the one for you.

Recuerdos de la Alhambra by Francisco Tárrega

Recuerdos de la Alhambra
Francisco de Asís Tárrega y Eixea (1852-1909)

The musical score for "Recuerdos de la Alhambra" is presented in four systems. Each system consists of a treble clef staff with a melody and a guitar-specific staff with fret numbers for the Treble (T) and Bass (B) strings. The first system starts with a piano (*p*) dynamic. The second system begins with a measure number of 4. The third system includes measure numbers 7 and 8, and features chord markings C8 and C5. The fourth system begins with measure number 10. The piece concludes with a final chord marked with a fermata.

This delicate and lyrical piece is one of Tárrega's most popular works. The melody is simple and elegant, and the harmonies are lush and romantic. If you're looking for a piece that will transport you to another time and place, this is the one for you.

La Catedral by Agustín Barrios Mangoré

LA CATEDRAL

AGUSTÍN BARRIOS
(1885-1910)

I. Preludio Saudade
Lento

Rest → *mi pi ma mi*
a mi pi ma i
ma mi ma mi
mi mi mi mi

5

9

13

17

X

XI

rit.

Sheet music for La Catedral by Agustín Barrios Mangoré

This majestic and awe-inspiring piece is one of Barrios Mangoré's most famous works. The melody is soaring and the harmonies are complex and dissonant. If you're looking for a piece that will challenge you technically and musically, this is the one for you.

El Vito by Federico Moreno Torroba

88

Fandanguillo

Allegro, tempo di Fandango

Federico Moreno Torroba
1891-1982

pp

1

17

VII

VII

al tempo

pp

24

al fine
XXX

III

32

al Acapo

IV

pp

© 1954 by G. Schirmer, Inc., New York, N.Y.
© 1954 by G. Schirmer, Inc., New York, N.Y.

The image shows a page of musical notation for the piece 'Fandanguillo' by Federico Moreno Torroba. The page is numbered 88 in the top left corner. The title 'Fandanguillo' is centered at the top, with the tempo marking 'Allegro, tempo di Fandango' below it. The composer's name and dates (1891-1982) are in the top right. The score is written in a single system with a treble clef and a 3/4 time signature. It consists of five staves of music. The first staff begins with a piano (pp) dynamic marking. The second staff has a measure rest marked '1'. The third staff has measure rests marked '17', 'VII', and 'VII', followed by a section marked 'al tempo' and a piano (pp) dynamic. The fourth staff has a measure rest marked '24' and ends with 'al fine' and a repeat sign. The fifth staff has a measure rest marked '32' and a section marked 'al Acapo' followed by a piano (pp) dynamic. The bottom of the page contains copyright information for G. Schirmer, Inc., dated 1954.

This lively and energetic piece is a great way to end your set of Spanish piano solos. The melody is infectious and the rhythms are fun and exciting. If you're looking for a piece that will leave your audience wanting more, this is the one for you.

These are just a few of the many great sheet music solos by the Spanish masters. If you're looking for a way to explore the rich and diverse music of Spain, these pieces are a great place to start.



Spanish for Guitar: Masters in TAB: Easy to Intermediate Sheet Music Solos by the Spanish Masters

by Howard Wallach

★★★★☆ 4.6 out of 5

Language : English

File size : 7690 KB

Text-to-Speech : Enabled

Screen Reader : Supported


Word Wise : Enabled

Print length : 48 pages

X-Ray for textbooks : Enabled


FREE

DOWNLOAD E-BOOK



The Routledge International Handbook on Fear of Crime

Fear of crime is a serious problem that can have a debilitating impact on individuals and communities. It can lead to anxiety, depression, and even physical illness. It can...



The Fast Track Inbound Marketing Roadmap: A Step-by-Step Guide to Success

Inbound marketing is a powerful way to attract, engage, and delight customers. But it can be tough to know where to start, especially if you're...