

Crochet Pattern: Modern Irish Crochet Lace Pattern

Crochet is a versatile and beautiful craft that can be used to create a wide variety of items, from clothing to home décor. Irish crochet lace is a particularly delicate and intricate type of crochet that has been popular for centuries. Modern Irish crochet lace patterns incorporate traditional techniques with contemporary designs, resulting in stunning and unique pieces.

In this article, we will provide a comprehensive guide to a modern Irish crochet lace pattern. We will cover the materials you need, the basic stitches used, and the step-by-step instructions for creating the pattern. We will also provide helpful tips and tricks to ensure that your finished piece is beautiful and professional-looking.



Crochet pattern (Modern Irish Crochet Lace Pattern)

by Olga Starostina

★★★★☆ 4.4 out of 5

Language : English

File size : 2837 KB

Text-to-Speech : Enabled

Screen Reader : Supported

Enhanced typesetting : Enabled

Print length : 4 pages



Materials

- Size 10 crochet thread
- Size 8 crochet hook
- Scissors
- Yarn needle

Basic Stitches

The following basic stitches are used in this pattern:

- Single crochet (sc)
- Double crochet (dc)
- Treble crochet (tr)
- Chain stitch (ch)
- Slip stitch (sl st)

Step-by-Step Instructions

Follow these step-by-step instructions to create the modern Irish crochet lace pattern:

Row 1

1. Ch 10
2. Sc in the 2nd ch from the hook
3. Sc in each ch across

Row 2

1. Ch 3 (counts as a dc)
2. 2 dc in the same st
3. *Dc in the next st, 2 dc in the next st; repeat from * across

Row 3

1. Ch 3 (counts as a tr)
2. Tr in the same st
3. *Tr in the next 2 sts, tr in the next st; repeat from * across

Row 4

1. Ch 3 (counts as a dc)
2. Dc in the same st
3. *Dc in the next 2 sts, 2 dc in the next st; repeat from * across

Row 5

1. Ch 3 (counts as a tr)
2. Tr in the same st
3. *Tr in the next 3 sts, tr in the next st; repeat from * across

Row 6

1. Ch 3 (counts as a dc)
2. Dc in the same st
3. *Dc in the next 3 sts, 2 dc in the next st; repeat from * across

Row 7

1. Ch 3 (counts as a tr)
2. Tr in the same st
3. *Tr in the next 4 sts, tr in the next st; repeat from * across

Row 8

1. Ch 3 (counts as a dc)
2. Dc in the same st
3. *Dc in the next 4 sts, 2 dc in the next st; repeat from * across

Row 9

1. Ch 3 (counts as a tr)
2. Tr in the same st
3. *Tr in the next 5 sts, tr in the next st; repeat from * across

Row 10

1. Sl st in the next 2 sts
2. Sc in the next st
3. *Ch 5, sc in the next st; repeat from * across

Row 11

1. Sl st in the next 2 sts
2. Sc in the next st
3. *Ch 6, sc in the next st; repeat from * across

Row 12

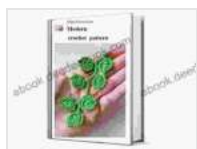
1. Sl st in the next 2 sts
2. Sc in the next st
3. *Ch 7, sc in the next st; repeat from * across

Row 13

1. Sl st in the next 2 sts
2. Sc in the next st
3. *Ch 8, sc in the next st; repeat from * across

Row 14

1. Sl st in the next 2 sts
2. Sc in the next st



Crochet pattern (Modern Irish Crochet Lace Pattern)

by Olga Starostina

★★★★☆ 4.4 out of 5

Language : English

File size : 2837 KB

Text-to-Speech : Enabled

Screen Reader : Supported


Enhanced typesetting : Enabled

Print length : 4 pages

FREE


DOWNLOAD E-BOOK





The Routledge International Handbook on Fear of Crime

Fear of crime is a serious problem that can have a debilitating impact on individuals and communities. It can lead to anxiety, depression, and even physical illness. It can...



The Fast Track Inbound Marketing Roadmap: A Step-by-Step Guide to Success

Inbound marketing is a powerful way to attract, engage, and delight customers. But it can be tough to know where to start, especially if you're...