


A Comprehensive Step-By-Step Guide to Unleashing the Power of PowerPoint 2024

Microsoft PowerPoint is a powerful presentation software that can be used to create visually stunning and engaging presentations. PowerPoint 2024 is the latest version of the software, and it includes a number of new features and enhancements that make it even more powerful than before.



Microsoft PowerPoint 2024 for Beginners & Advanced Users: A Complete Step by Step Illustration User Guide for Mastering PowerPoint 2024 for All Users by Jeremy Strong

★★★★☆ 4.7 out of 5

Language : English
File size : 43329 KB
Text-to-Speech : Enabled
Screen Reader : Supported
Enhanced typesetting : Enabled
Print length : 293 pages
Lending : Enabled



This guide will provide you with a step-by-step overview of how to use PowerPoint 2024. You will learn how to create new presentations, add slides, insert text and images, and format your slides. You will also learn how to use some of the more advanced features of PowerPoint, such as animations and transitions.

Creating a New Presentation

To create a new presentation, click on the "New" button in the top left corner of the PowerPoint window. You will then be prompted to choose a template for your presentation. There are a variety of templates available, or you can choose to start with a blank presentation.

Once you have chosen a template, you can start adding slides to your presentation. To add a new slide, click on the "New Slide" button in the bottom left corner of the PowerPoint window. You can also insert slides from other presentations by clicking on the "Insert" menu and selecting "Slides from File".

Adding Text and Images

To add text to a slide, click on the "Text Box" button in the "Insert" menu. You can then click and drag to create a text box on the slide. Once you have created a text box, you can start typing your text. To format your text, use the options in the "Font" group on the "Home" tab.

To add an image to a slide, click on the "Picture" button in the "Insert" menu. You can then browse your computer for the image you want to insert. Once you have selected an image, click on the "Insert" button to add it to the slide. To format your image, use the options in the "Picture Format" tab.

Formatting Your Slides

Once you have added text and images to your slides, you can start formatting them. To change the background color of a slide, click on the "Slide Design" tab and select a color from the "Background" drop-down menu. You can also add a watermark to your slides by clicking on the "Watermark" button in the "Slide Design" tab.

To change the layout of a slide, click on the "Slide Layout" tab and select a layout from the drop-down menu. You can also add sections to your slides by clicking on the "Sections" button in the "Slide Layout" tab.

Animations and Transitions

PowerPoint 2024 includes a number of new animations and transitions that you can use to make your presentations more engaging. To add an animation to an object on a slide, click on the object and then click on the "Animations" tab. You can then select an animation from the drop-down menu. To add a transition to a slide, click on the "Transitions" tab and select a transition from the drop-down menu.

Saving and Exporting Your Presentation

Once you have finished creating your presentation, you can save it by clicking on the "File" menu and selecting "Save". You can also export your presentation to a variety of formats, such as PDF,




Microsoft PowerPoint 2024 for Beginners & Advanced Users: A Complete Step by Step Illustration User Guide for Mastering PowerPoint 2024 for All Users by Jeremy Strong

★★★★☆ 4.7 out of 5


Language : English
File size : 43329 KB
Text-to-Speech : Enabled
Screen Reader : Supported
Enhanced typesetting : Enabled
Print length : 293 pages
Lending : Enabled





The Routledge International Handbook on Fear of Crime

Fear of crime is a serious problem that can have a debilitating impact on individuals and communities. It can lead to anxiety, depression, and even physical illness. It can...



The Fast Track Inbound Marketing Roadmap: A Step-by-Step Guide to Success

Inbound marketing is a powerful way to attract, engage, and delight customers. But it can be tough to know where to start, especially if you're...